


Instructions for No-Sew Rainbow Knotted Fleece Scarf

by TheDecoratedCookie.com

find full tutorial on the blog

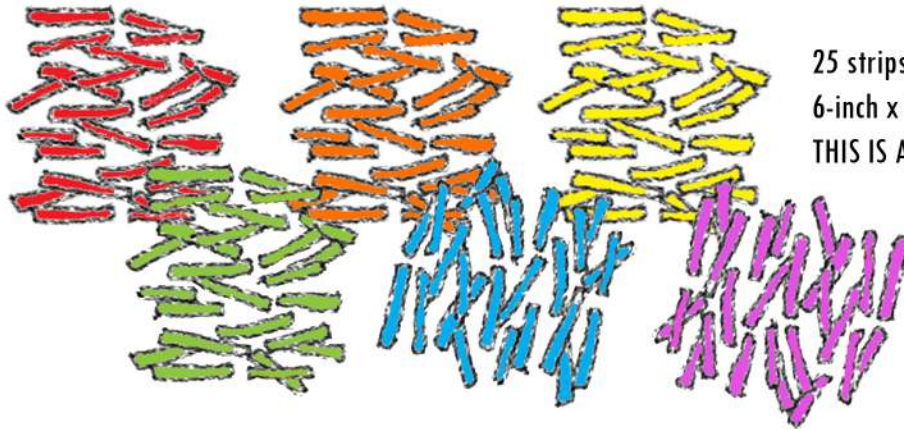
for personal use only/protected by copyright

1 cut out your fleece pieces



1 strip white, 62-inch x 1-inch

10 strips white, 8-inch x 3/4-inch each




25 strips in each color (150 total)

6-inch x 1-inch each

THIS IS AN ESTIMATE!

2 prep the white fleece

make 2 stacks of 5 small strips and tie each end of the long white strip around the middle of the stack



3 tie knots!

tie the little rainbow strips to cover and fill the long white strip

